

MALABAR CEMENTS LIMITED
BALANCE SHEET AS AT 31st MARCH 2020

Particulars	Note No.	As at 31.03.2020 Rupees in lakhs	As at 31.03.2019 Rupees in lakhs
I. ASSETS			
1. Non-current assets			
a. Property, Plant and Equipment	2A	6,244.85	6,386.84
b. Capital work-in-progress	2B	37.14	5,793.61
c. Right-of-Use assets	2C	5,392.57	-
d. Intangible assets	2D	4.57	6.59
e. Financial assets			
i. Investments	3	1,301.00	1,301.00
ii. Loans	4	3,065.56	3,049.48
iii. Other financial assets	5	451.19	683.45
f. Non-current tax assets (Net)	6	1,895.13	1,868.09
g. Other non current assets	7	421.80	323.30
Total Non-current assets		18,813.82	19,412.36
2. Current assets			
a. Inventories	8	8,156.79	9,398.34
b. Financial assets			
i. Trade Receivables	9	91.34	91.22
ii. Cash and cash equivalents	10	720.84	1,050.57
iii. Bank Balance other than Cash	11	2,443.65	2,839.87
iv. Loans	12	54.24	61.38
v. Other financial assets	13	86.02	105.57
c. Other current assets	14	715.61	794.62
Total current assets		12,268.49	14,341.57
Total Assets		31,082.31	33,753.94
II. EQUITY AND LIABILITIES			
1. Equity			
a. Equity share capital	15	2,600.88	2,600.88
b. Other equity	16	17,536.83	20,498.36
Total Equity		20,137.71	23,099.24
LIABILITIES			
2. Non-current liabilities			
a. Financial Liabilities			
i. Borrowings	17	3,574.02	3,574.02
ii. Lease Liabilities		932.28	-
b. Provisions	18	349.63	151.71
c. Deferred Tax Liabilities (Net)	19	659.30	927.55
d. Other Non current Liabilities	20	1,292.98	1,292.98
Total Non-current liabilities		6,808.21	5,946.26
3. Current liabilities			
a. Financial liabilities			
i. Lease Liabilities		4.41	-
ii. Trade Payables	21	1,775.59	2,320.53
iii. Other financial liabilities	22	1,407.51	1,511.99
b. Other Current Liabilities	23	871.64	874.59
c. Provisions	24	77.24	1.33
Total current liabilities		4,136.39	4,708.44
Total liabilities		10,944.60	10,654.70
Total equity and liabilities		31,082.31	33,753.93

Significant accounting policies

1

Additional Information

34

The accompanying notes form an integral part of the financial statements.

As per our separate report of even date attached

For and on behalf of the Board of Directors

[Signature]
Dr K ELLANGO VAN I.A.S
CHAIRMAN
DIN: 05272476

[Signature]
M MOHAMED ALI
MANAGING DIRECTOR
DIN: 08719621

[Signature]
RAMESH BALAGOPALAN
CHIEF FINANCIAL OFFICER

vide our report of even date
FOR K.VENKITACHALAM AIYER & CO
Chartered Accountants
Form Registration No

[Signature]
J.SRINIVASA SARVANAN
COMPANY SECRETARY
Date: 19.01.2021



VIDE OUR AUDIT REPORT OF EVEN DATE ATTACHED
For K. VENKATACHALAM AIYER & CO.
Chartered Accountants
(Firm Regn. No: ICAI 004610S)
[Signature]
CA B. MOHAN
Partner (M.No: 022534)

MALABAR CEMENTS LIMITED			
STATEMENT OF PROFIT AND LOSS FOR THE YEAR ENDED 31ST MARCH, 2020			
Particulars	Note No	For the year ended 31.03.2020 Rupees in Lakhs	For the year ended 31.03.2019 Rupees in Lakhs
INCOME			
Revenue from operations	25	21,848.33	23,887.98
Other Income	26	428.77	312.13
Total Income		22,277.10	24,200.11
EXPENSES			
Cost of Materials Consumed	27	3,259.81	4,509.23
Changes in inventories of Finished goods and Work-in-progress	28	663.21	2,091.31
Employee benefits expense	29	5,381.48	5,390.77
Finance Costs	30	110.75	33.41
Depreciation and amortisation expense	31	791.16	760.10
Other expenses	32	14,587.16	13,672.37
Total Expenses		24,793.57	26,457.19
Profit / (Loss) before exceptional items and tax		(2,516.47)	(2,257.08)
Exceptional items		(2,516.47)	(2,257.08)
Profit / (Loss) before tax		(2,516.47)	(2,257.08)
Tax expense:			
a. Current tax		-	(3.52)
b. Relating to earlier years(net)		-	(64.56)
c. Deferred tax		(60.52)	(68.08)
		(60.52)	(68.08)
VII Profit / (Loss) for the year		(2,455.96)	(2,188.99)
VIII Other Comprehensive Income/ (Expenses)			
(i) Items that will not be reclassified to profit or loss			
Re-measurements of the defined benefit obligation		(61.83)	(158.99)
(ii) Income tax relating to items that will not be reclassified to profit or loss		18.01	55.56
Total Other comprehensive income / (expenses)		(43.82)	(103.43)
IX. Total Comprehensive Income / (Expenses) for the year (VII+ VIII) (Comprising Profit and Other Comprehensive Income / (Expenses) for the year)		(2,499.78)	(2,292.43)
X. Earnings per equity share:	33		
Basic and diluted earnings per equity share (Rs.)		(96.11)	(88.14)
Nominal value per equity share (Rs.)		100.00	100.00

Significant accounting policies

1

Additional Information

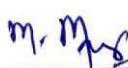
34


The accompanying notes form an integral part of the financial statements.

As per our separate report of even date


For and on behalf of the Board of Directors


Dr K ELLANGO VAN I.A.S
CHAIRMAN
DIN: 05272476


M MOHAMED ALI
MANAGING DIRECTOR
DIN: 08719621



RAMESH BALAGOPALAN
CHIEF FINANCIAL OFFICER

vide our report of even date
FOR K.VENKITACHALAM AIYER & CO
Chartered Accountants
Form Registration No


J.SRINIVASA SARVANAN
COMPANY SECRETARY
Date : 19.01.2021



VIDE OUR AUDIT REPORT OF EVEN DATE ATTACHED
For K. VENKATACHALAM AIYER & CO.
Chartered Accountants
(Firm Regn. No: ICAl/084610S)


CA B. MOHAN
Partner (M.No: 022534)